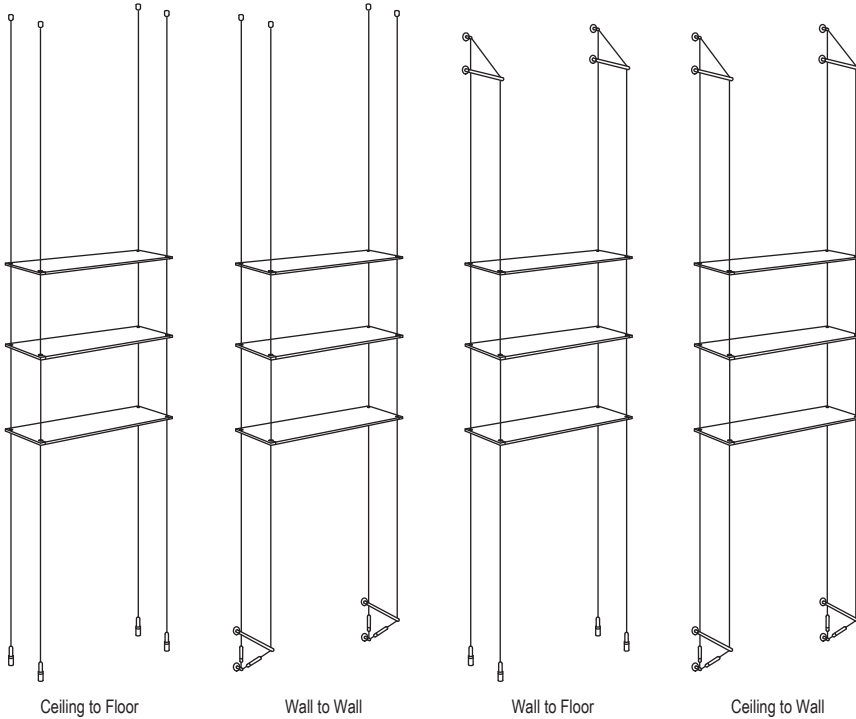


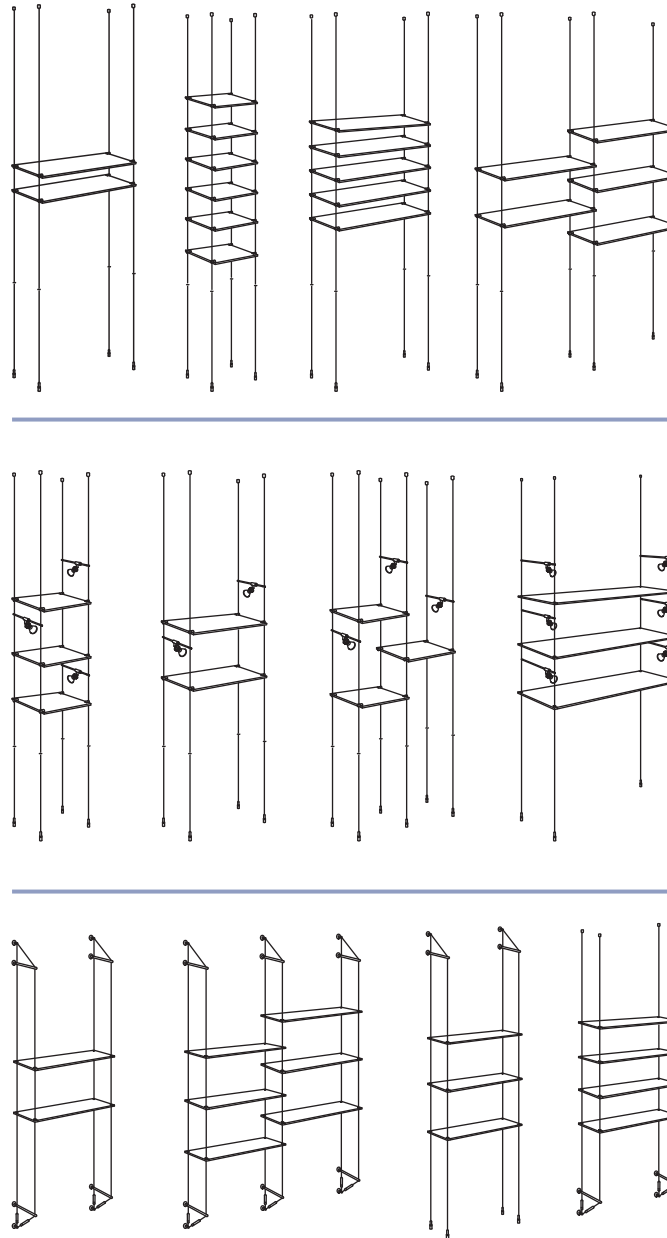
SHELVING/INFORMATION KITS - CABLE SUSPENDED GLASS SHELVES

Cable/Rod suspended shelves are a quick and easy way to create high impact presentations, that communicates your message simply and effectively, and works in harmony with any environment. They can be completely customized to co-ordinate with any design scheme. Sets you free to totally integrate product displays, graphics and lighting, to produce the most stylish presentations...

Mounting Options



Shelving Configurations



LOW-VOLTAGE LIGHTING

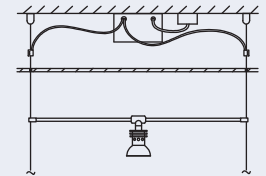
HOW MANY LIGHTS CAN I PUT ON ONE PAIR OF CABLES?

The answer to this lies in the type of light you have selected.

Single lights are powered on a 12V system and are supplied with a 60W transformer.

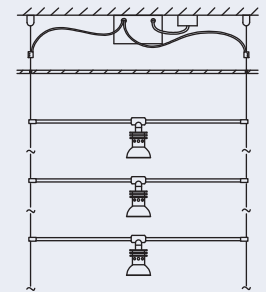
This means on one pair of cables fitted with a 60W transformer you can have:

1 x 50W Light



or

Up to 3 x 20W Lights



Double lights are powered on 24V system and are supplied with a 100W transformer.

This means on one pair of cables fitted with a 100W transformer you can have:

2 x 50W Lights

